



CHARTERED INSTITUTE FOR
SECURITIES & INVESTMENT

PRIVATE AND CONFIDENTIAL

PERFORMANCE REVIEW

FOR

A Candidate

FOR AN EXAMINATION TAKEN ON
25 December 20xx

Chartered Institute for Securities & Investment
Level 4
Investment Advice Diploma
FSA Regulation and Professional Integrity

© Chartered Institute for Securities & Investment

PERFORMANCE REVIEW - INTRODUCTION

This Review is personal to you regarding the Chartered Institute for Securities & Investment Level 4 FSA Regulation and Professional Integrity, which you took on 25 December 20xx.

The Review is presented in a number of sections, each of which will give you guidance on aspects of your performance at that sitting.

Syllabus

The syllabus for this subject may be found on the CISI web site (cisi.org/syllabuses)

Trial Questions

You will be aware from the syllabus that Computer Based Tested exams may contain a small number of trial questions that are not separately identified and do not contribute to your result. However, in order to gain as wide a view of your performance as possible they have, where appropriate, been used in compiling this Review.

Test Performance by Syllabus Element

This is an analysis based on your answers, whether right or wrong, and the number of questions in each of the Elements of the syllabus.

Time Management

In this section you will find charts showing your progress through the exam.

Please be aware that we cannot differentiate between the time taken when you first see each question and any time taken should you review that question later. Consequently, any time taken on a subsequent review of a question is included in the charts at the point that the question first appeared on the screen and not separately when the review occurred.

Revision

This is a difficult area on which to advise you as each candidate will be different in the way that he or she learns or revises the subject. By way of guidance, we have the results of your exam and have compared them to the testing specification for the exam.

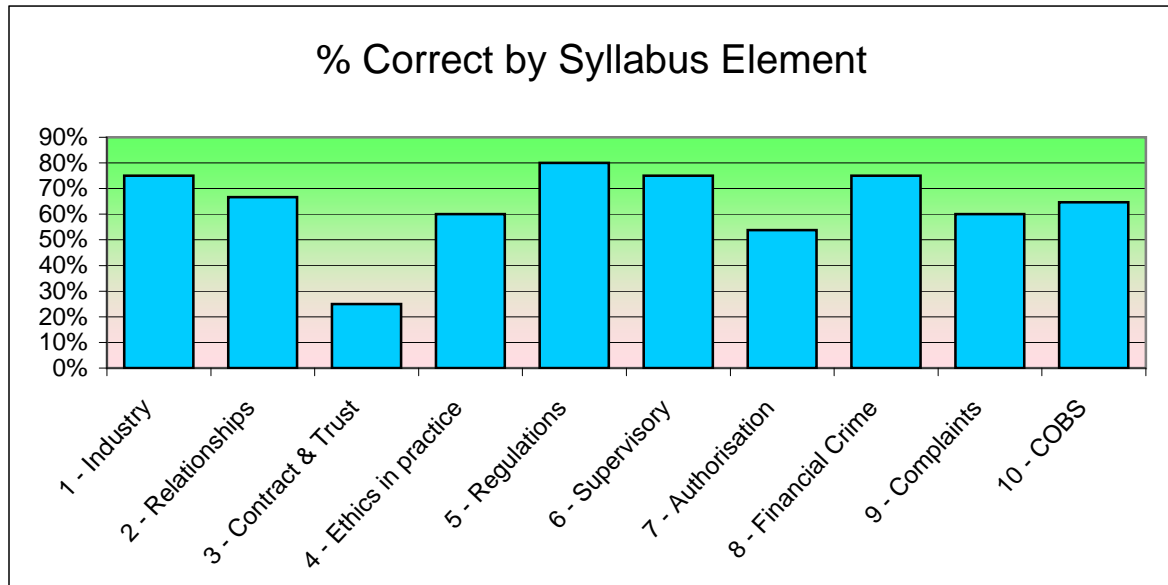
This can only be rough guidance and much will depend upon your personal view of the various aspects of the material.

PERFORMANCE ANALYSIS

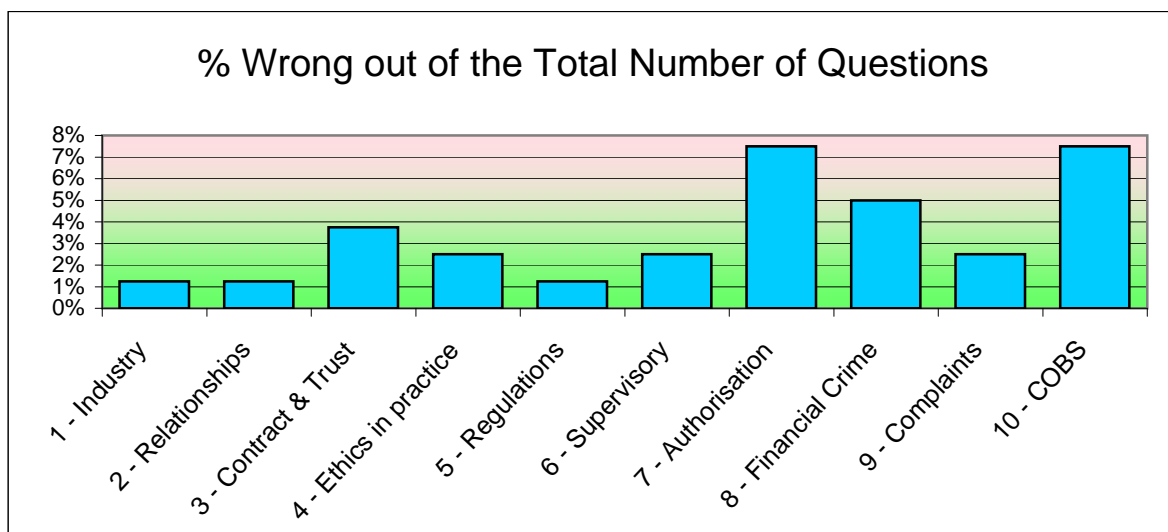
This is a graphical representation of your test performance

Please note that these figures are indicative and will have been subject to rounding. They will also include, where applicable, your performance on the trial questions (see Introduction).

Also, please be aware when looking at this chart that these are only percentages and therefore a low % on an Element with a higher number of questions (see the testing specification on the next page) will have a much greater impact on your score than a low % on an Element with fewer questions.



Consequently, this next chart shows you the % of incorrect answers compared with the entire exam. Elements showing a high % of incorrect answers will indicate specific areas of weakness. You should not, however, ignore your stronger areas - they all count!



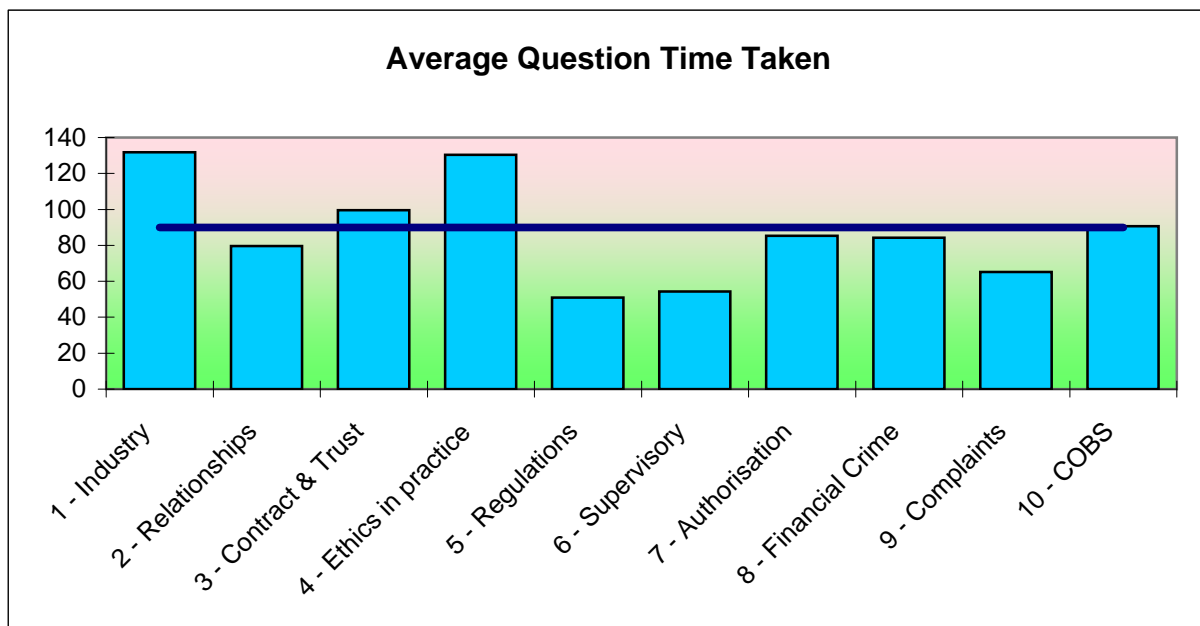
PERFORMANCE ANALYSIS (Continued)

As you will appreciate from the chart '% Wrong by Syllabus Element', the number of questions from each element may be significant. A weakness in an area of the syllabus from which a larger number of questions has been taken (see the Testing Specification below) will have a disproportionate effect.

Similarly, if you tend to take longer to answer questions from a particular aspect of the subject, then that will reduce the amount of time that you have to answer other questions.

The next chart shows you the average time taken for each question from each element of the syllabus - whether or not you answered it correctly. You should compare this with the previous chart to see where you have taken more time but still have a high % of wrong answers.

Bear in mind that you have 90 seconds on average to answer each question



TESTING SPECIFICATION

The testing specification is the number of questions that may be expected to be seen from each Element of the syllabus and is shown here:

The actual number of questions from any one Element may vary by +/- 2 to accommodate factors such as the overall difficulty and balance of the exam.

This flexibility enables the Institute to ensure that every test has the same degree of difficulty as every other test on the subject. The Testing Specification for this examination is shown here.

Please bear in mind that you will have seen more questions as there will have been 'Trial Questions' as explained in the introduction above

In this exam you had 80 scored questions and no trial questions
The pass mark of the exam is 70% with a marginal fail from 60%
Your score for the exam was 52 (65%), which equates to a Marginal Fail

Element	Questions
1	3
2	3
3	3
4	9
5	4
6	9
7	14
8	17
9	3
10	15

TIME MANAGEMENT

This section of the Review is devoted to the way in which you managed your time during the exam.

The time that you were allowed for the exam equates to an average of 90 seconds for each question in the test, including the Trial Questions. Each exam is balanced to ensure an even difficulty level.

As you have seen above, some questions will take longer to answer than others.

It is wise to stay a little ahead of the 'pace' to allow some time at the end to review your answers.

The 'Questions Answered' chart (below) divides the exam into 5 equal parts (quintiles) and compares the number of questions that you answered in each of those quintiles with the average.

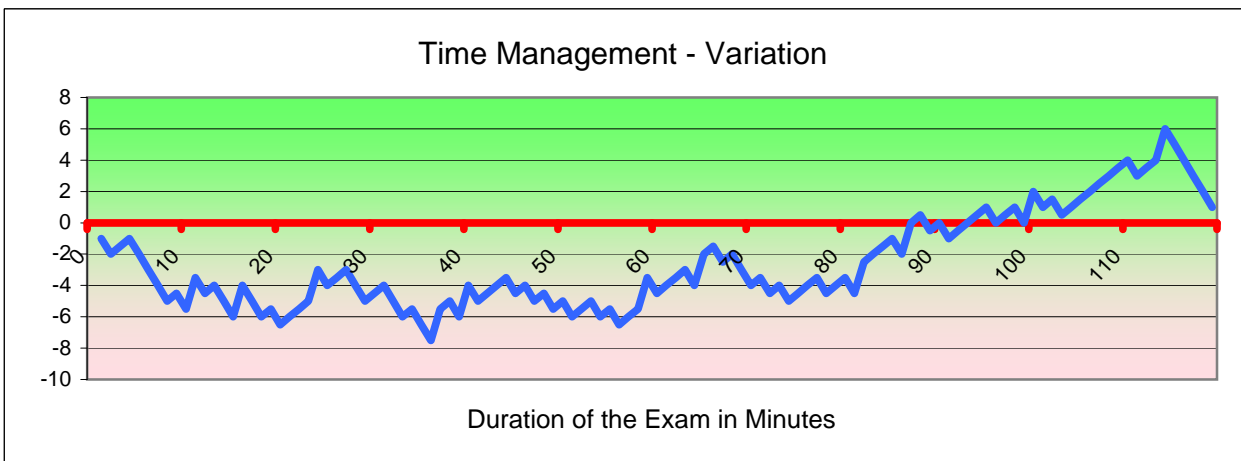
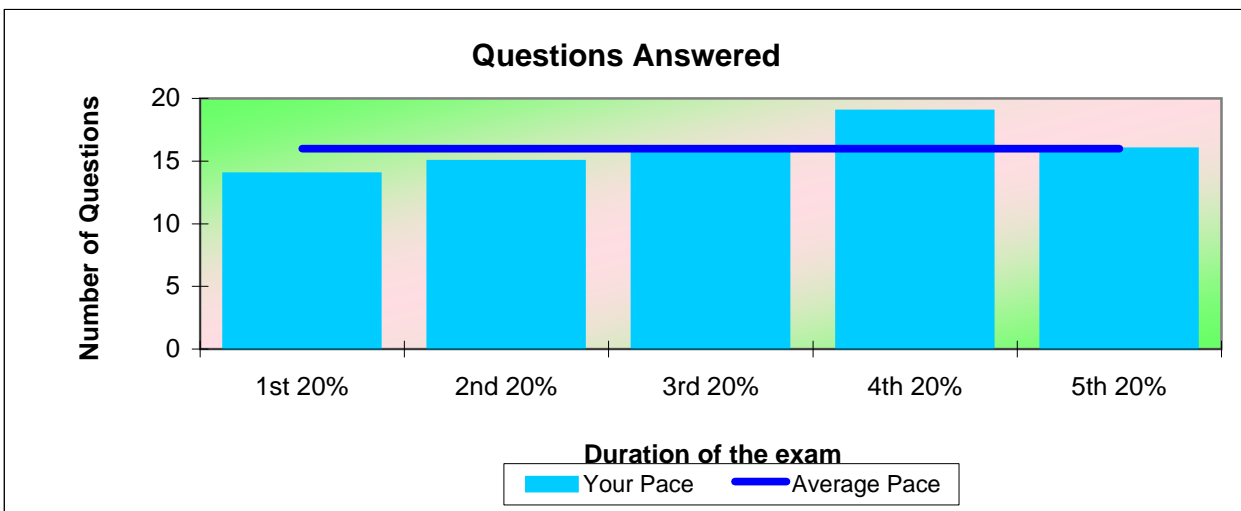
The ideal position is to have answered slightly more questions during the 1st 80% with the balance in the 5th quintile.

The 'Time Management - Variation' chart shows you the extent to which you were ahead of, or behind, an average pace for the exam. The ideal position would have been to remain a few minutes ahead of the pace, (i.e. above the pace line shown on the chart at '0')

As the Time Management chart shows, you had 6 minutes remaining

Should you find yourself with spare time in the future, you may wish to review some of your answers

Questions can be flagged during the test for further review if time permits at the end.



REVISION

The recommended study time for this subject is 140 hours.

This is, however, a very approximate figure and will vary considerably from one candidate to another.

From your results we can give you some guidance as to a revision profile although much will depend on your own feelings for the different aspects of the subject. You may, for example, have concentrated on particular aspects with some success but at the detriment of others. We hope that the details in this Review will enable you to identify those areas and adjust your revision timetable accordingly.

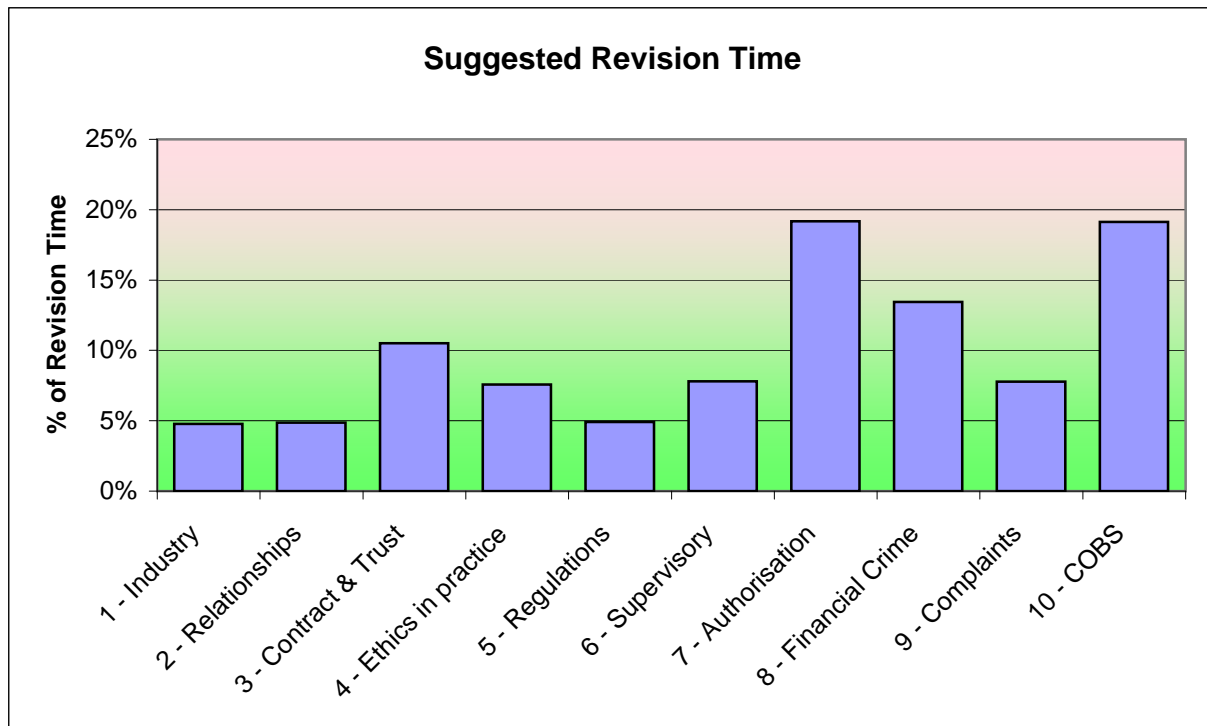
From your examination statistics, it would seem that your revision time should be split between the syllabus Elements as shown in the chart below.

This suggestion is based on the following three aspects:

- 1 - The potential to gain marks, based on the number of wrong answers given in this test;
- 2 - Where you took longer than average to answer questions
- 3 - A margin to allow for your general revision of the subject

We appreciate that you will know your own strengths but may find this useful for general guidance.

As a final snippet of advice, please give yourself sufficient time for revision. Re-sitting too soon will reduce your chances of success.



We trust that you have found this Review helpful.

Should you have any comments as to its content or should you feel that it would be useful for us to include comments on other aspects of the exam, please email us on qualifications@cisi.org